



DURABILITY

Echon's products won't pull moisture from the ground or any other surface, which makes it perfect for exterior applications.



LOW MAINTENANCE

Sealed edges and protective masking ensures that Echon's PVC products are easily kept clean.




QUALITY

From a consistent high density formulation to precision tight tolerance, get no less than the very best PVC.



PVC Trimboards



PVC Sheet Stock



PVC Mouldings

Now Available at





IN-STOCK

PVC TRIMBOARDS

SMOOTH

WOOD GRAIN

WHITE PVC TRIMBOARDS

SKU	DESCRIPTION	PROFILE SIZE	LENGTH	AVAILABLE IN
D12PVC	1" x 2"	3/4" x 1-1/2"	18'	SMOOTH ONLY
D13PVC	1" x 3"	3/4" x 2-1/2"	18'	SMOOTH ONLY
D14PVC (W)	1" x 4"	3/4" x 3-1/2"	18'	SMOOTH & WOODGRAIN
D15PVC (W)	1" x 5"	3/4" x 4-1/2"	18'	SMOOTH & WOODGRAIN
D16PVC (W)	1" x 6"	3/4" x 5-1/2"	18'	SMOOTH & WOODGRAIN
D18PVC (W)	1" x 8"	3/4" x 7-1/4"	18'	SMOOTH & WOODGRAIN
D110PVC (W)	1" x 10"	3/4" x 9-1/4"	18'	SMOOTH & WOODGRAIN
D112PVC (W)	1" x 12"	3/4" x 11-1/4"	18'	SMOOTH & WOODGRAIN
D116PVC	1" x 16"	3/4" x 15-1/4"	18'	SMOOTH ONLY
D544PVC (W)	5/4" x 4"	1" x 3-1/2"	18'	SMOOTH & WOODGRAIN
D546PVC (W)	5/4" x 6"	1" x 5-1/2"	18'	SMOOTH & WOODGRAIN
D548PVC (W)	5/4" x 8"	1" x 7-1/4"	18'	SMOOTH & WOODGRAIN
D5410PVC (W)	5/4" x 10"	1" x 9-1/4"	18'	SMOOTH & WOODGRAIN
D5412PVC (W)	5/4" x 12"	1" x 11-1/4"	18'	SMOOTH & WOODGRAIN
D5416PVC	5/4" x 16"	1" x 15-1/4"	18'	SMOOTH ONLY
CRTX2-(S/WG)	2" Cortex PVC Fasteners	375 screws/plugs	250 LF of coverage	SMOOTH & WOODGRAIN
CRTX275-(S/WG)	2-3/4" Cortex PVC Fasteners	375 screws/plugs	250 LF of coverage	SMOOTH & WOODGRAIN

S4S WITH J-CHANNEL

SKU	DESCRIPTION	PROFILE SIZE	LENGTH	AVAILABLE IN
D544JCPVC	5/4" x 4" W/ J-CHANNEL	1 x 3-1/2"	18'	SMOOTH ONLY
D546JCPVC	5/4" x 6" W/ J-CHANNEL	1 x 5-1/2"	18'	SMOOTH ONLY

WHITE PVC CORNER BOARDS

SKU	DESCRIPTION	PROFILE SIZE	LENGTH	AVAILABLE IN
CB544PVC	5/4" x 4" Corner	1" x 3-1/2"	20'	SMOOTH ONLY
CB544JCPVC	5/4" x 4" J-Channel	1" x 3-1/2"	20'	SMOOTH ONLY
CB546PVC	5/4" x 6" Corner	1" x 5-1/2"	20'	SMOOTH ONLY
CB546JCPVC	5/4" x 6" J-Channel	1" x 5-1/2"	20'	SMOOTH ONLY

PVC SHEET STOCK

WHITE PVC SHEET STOCK						
THICKNESS	WIDTH	LENGTH				TEXTURE
		8'	10'	12'	18'	
1/4"	4'	●				SMOOTH
3/8"	4'	●	●			SMOOTH
1/2"	4'	●	●	●	●	SMOOTH
5/8"	4'	●				SMOOTH
3/4"	4'	●	●	●	●	SMOOTH
1"	4'	●	●	●	●	SMOOTH

WHITE PVC EDGE & CENTER BEAD				
SKU	DESCRIPTION	PROFILE SIZE	LENGTH	AVAILABLE IN
ECB55PVC	1/2" x 6" Stealth ECB	1/2" x 5-1/2"	16'	SMOOTH ONLY
12ECB6PVC	1/2" x 6" T&G ECB	1/2" x 5-1/2"	16'	SMOOTH ONLY



WHITE PVC BEADBOARD SHEETS BY NANTUCKET BEADBOARD				
SKU	SIZE	DISTANCE ON CENTER	BEAD TYPE	AVAILABLE IN
SB158VB-PVC	1/2" X 4' X 8'	1-5/8"	V-BEAD	SMOOTH ONLY
SB212VB-PVC	1/2" X 4' X 8'	2-1/2"	V-BEAD	SMOOTH ONLY
SB2SB-PVC	1/2" X 4' X 8'	2"	STANDARD BEAD	SMOOTH ONLY
SB3SB-PVC	1/2" X 4' X 8'	3"	STANDARD BEAD	SMOOTH ONLY
SB6VG-PVC	1/2" X 4' X 8'	6"	V-GROOVE	SMOOTH ONLY



WHITE PVC MOULDINGS

IN-STOCK

CROWNS



L8027PVC

9/16 x 5-1/4

WM47PVC

11/16 x 4-5/8

LWM49PVC

9/16 x 3-5/8

WM53PVC

9/16 x 2-5/8



UC51PVC

11/16 x 5-5/8



BC5PVC

1-1/16 x 5-1/4



UC41PVC

11/16 x 4-5/8

Please note that mouldings are shown at 60% of their actual size.

WHITE PVC MOULDINGS

IN-STOCK

RAKE/ SOLID CROWNS



SC234PVC
1-3/8 x 2-3/4



RAMPVC
1-13/32 x 2
(Rams Crown)




RAKEPVC
1 x 2



WM210PVC
11/16 x 1-5/8

COVE/BED MOULDINGS



8016PVC
9/16 x 1-5/8



WM93PVC
3/4 x 3/4

NOSE & COVES




8578PVC
11/16 x 1-1/8




8577PVC
5/8 x 3/4

BASE CAPS



8416PVC
5/8 x 1-5/8




WM164PVC
11/16 x 1-1/8

QUARTER ROUND



8065PVC
3/4 x 3/4

PANEL



ES11PVC
1-1/8 x 1-3/4

Rabatted
Panel


Please note that mouldings are shown at 60% of their actual size.



WHITE PVC MOULDINGS

IN-STOCK

EDGE & CENTER
BEAD CAP



ECBCAPPVC
1-3/8 x 1-3/4

DRIP CAP



WM197PVC
11/16 x 1-5/8

BRICK
MOULD



WM180PVC
1-1/4 x 2

BACKBAND



138BBPVC
1-3/8 x 1-3/8

CASING /
CASING COMBINATIONS



BDB35PVC
with
138BBPVC



BDB35PVC
with
ECBCAPPVC



WC1CTPVC
1-1/16 x 3-1/2

BASES



BB514PVC
9/16 x 5-1/4



BDB35PVC
3/4 x 3-1/2

CASING




WC1CTPVC
1-1/16 x 3-1/2

Please note that mouldings are shown at 60% of their actual size.

WHITE PVC MOULDINGS


IN-STOCK

CORNER BOARDS



CB544PVC
1 x 3-1/2
CB544JCPVC
1 x 3-1/2
CB546PVC
1 x 5-1/2
CB546JCPVC
1 x 5-1/2

EDGE & CENTER BEADS




12ECB6PVC
1/2 x 6 T&G
(1/2 x 5-1/2)



ECB55PVC
1/2 x 6 Edge and Center Bead (Stealth)
(1/2 x 5-1/2)

SILL/SILL NOSING



SILL7118
1-5/16 x 1-3/8



SILL7117PVC
1-1/4 x 5-1/4



SILL7435PVC
1-3/4 x 2-3/4



SILL7650 (Historic Sill)
1-3/4 x 2

Please note that mouldings are shown at 60% of their actual size.